




System Compatibility

Reid™ SwiftLift™ Foot Anchor System

1.3 Tonne Reid™ Foot Anchor System:

Foot Anchor Part No.	Lifting Clutch	Void Former
 1FA045, 1FA055, 1FA066, 1FA085, 1FA120, 1FA240	 1LE	 1RFRO, 1SRFRO, 1SRFROART


AS3850.1:2015 (+A1)
Compliant



Reid™ SwiftLift™ Lifting Systems comply with AS3850.1:2015 (+A1).

Please refer to the relevant Compliance Document for further information.

2.5 Tonne Reid™ Foot Anchor System:

Foot Anchor Part No.	Lifting Clutch	Void Former
 2FA055, 2FA075, 2FA090, 2FA120, 2FA170	 2LE	 2RFRO, 2SRFRO, 2SRFROART

5 Tonne Reid™ Foot Anchor System:

Foot Anchor Part No.	Lifting Clutch	Void Former
 5FA075, 5FA095, 5FA120, 5FA170, 5FA240	 5LE	 5RFRO, 5SRFRO, 5SRFROART

10 Tonne Reid™ Foot Anchor System:

Foot Anchor Part No.	Lifting Clutch	Void Former
 10FA150, 10FA200, 10FA340	 10LE	 10RFRO

20 Tonne Reid™ Foot Anchor System:

Foot Anchor Part No.	Lifting Clutch	Void Former
 20FA250, 20FA340, 20FA500	 20LE	 20RFRO

32 Tonne Reid™ Foot Anchor System:

Foot Anchor Part No.	Lifting Clutch	Void Former
 32FA700	 32LE	 32RFRO




System Compatibility

Edgelift Systems

JAWS 3t-10t WLL Edgelifting Systems

3 Tonne Edgelifting System:

Anchor	Lifting Clutch	Void Former
 SJL	 SJLLC	<p>Isometric View:</p>  <p>Top View:</p>  SJLVF







AS3850.1:2015 (+A1)
Compliant




Reid™ SwiftLift™ Lifting Systems comply with AS3850.1:2015 (+A1).

Please refer to the relevant Compliance Document for further information.


7 Tonne Edgelifting System:

Anchor	Lifting Clutch	Void Former
 SJS	 3DX85LC	<p>Isometric View:</p>  <p>Top View:</p>  3DX85VF



10 Tonne Edgelifting System:

Anchor	Lifting Clutch	Void Former
 SJU	 SJULC	<p>Isometric View:</p>  <p>Top View:</p>  SJUVF



Guidelines | AU Lifting systems compatibility






Disclaimer: RCS (ITW Australia Pty Ltd) will in no way be liable for any loss, damage, cost or expense (including consequential loss, damage, cost or expense), in circumstances where this product has not been used strictly in accordance with RCS's Usage Guidelines and Discard Criteria (available at www.reidconstructionssystem.com); where the product has not been tested in accordance with applicable Australian and New Zealand standards; where the product has been modified in any manner; or where the product has been used with lifting or associated products that have not been manufactured and supplied by RCS.


System Compatibility

Edgelift Systems

3Dx 8.5t & 10t Edgelifting system

8.5 Tonne Edgelifting System:

Anchor 8.5t	Lifting Clutch		Void Former
 3DX85	 3DX85LC	 3DX10ALC	<p>Isometric View:</p>  <p>Top View:</p>  3DX85VF








AS3850.1:2015 (+A1)
Compliant





ReidTM SwiftLiftTM Lifting Systems comply with AS3850.1:2015 (+A1).

Please refer to the relevant Compliance Document for further information.

10 Tonne Edgelifting System:

Anchor 10t	Lifting Clutch**		Void Former
 3DX10A	 3DX85LC	 3DX10ALC	<p>Isometric View:</p>  <p>Top View:</p>  3DX85VF



** System is WLL limited to 8.5t when using 3DX85LC