

Elephant Foot™ Ferrule

Reid™ Elephant Foot™ Ferrule is a premium grade, medium to heavy duty, cast-in ferrule.



Elephant Foot™ Ferrule Key Features:

- 5.8 grade steel or 316 grade Stainless Steel.
- Use in near or far face applications with our range of accessories.
- Waisted design ensures capacity is not limited by the steel strength at the cross hole.
- Cross hole to suit M12 on larger sizes.
- Footed design ensures maximum concrete capacity without the need for a cross bar.
- May be used with rebar for fixing to mesh.
- Reid™ logo and metric thread size stamped on ferrules.




Figure 2: Typical near face application displayed above including ferrule chair and locator cap accessories.

Figure 1: Reid™ Elephant Foot™ Ferrule

Table 1: Compliance details

Clause number	Requirement	Compliant
2.2	The Working Load Limit has been determined by using the CCD method in accordance with Appendix B, using a FOS per Table 2.1.	✓
2.5.1	All lifting inserts, brace inserts and ferrules shall be manufactured from ductile materials.	✓
2.5.4	Where standard ISO metric thread fixing inserts and bolts are used they shall comply with AS 1110 series.	✓
	The engagement length of the bolt in the insert shall be specified by the supplier of the system.	✓
	Inserts when used in tension shall be designed with a steel capacity that exceeds that of the class of the matching bolt and at a minimum, that of class 4.6 bolt in accordance with AS 1111.1.	✓
	Fixing inserts for the prefabricated concrete element connection to the roof framing and other structural members shall be designed to resist the forces imposed on the connections as determined by the appropriate Australian Standard or National Construction Code (NCC), Volume 1, Building Code of Australia.	✓
	Torque limits for cast in components shall be provided in the erection documentation.	✓
Appendix A	Product Validation through testing to confirm compliance of critical specification requirements (dimensions, material properties and load bearing capacity where appropriate).	✓ * See note on p3
Appendix B	Determine tensile WLL in accordance with CCD method.	✓

Table 2: Installation Details

Ferrule size, $d_b \times L$ (mm)	Installation Details			Minimum Dimensions*		
	Cross hole to suit	Tightening Torque, T_r (Nm)**	Min Thread engagement (mm)	Edge Distance, e_c (mm)	Anchor Spacing, a_c (mm)	Substrate thickness, b_m (mm)
M10x45	R8	17	15	60	120	50
M12x55	R8	30	18	75	150	65
M12x95	N12			135	270	115
M16x70	N12	75	24	100	200	85
M16x95				135	270	115
M20x70	N12	144	30	100	200	85
M20x95				135	270	115
M24x95	N12	250	36	135	270	115

Refer Table 1 Clause 2.5.2.1. Tightening Torque and Thread Engagement

**Recommended tightening torques are based on the use of grade 4.6 bolts.

Table 3: Working Load Limit Performance Details

Ferrule size, $d_b \times L$ (mm)	Working Load Limit (kN) #			
	Shear, V_a ^	Tension, N_a		
	Bolt Class	Concrete Comp. Strength f'_c		
	4.6	20 MPa	32 MPa	40 MPa
M20x95	27.0	25.3	31.9	35.7

FE20095 & FE20095GH are the only ferrules recommended for bracing, therefore are the only ferrules requiring AS 3850.1:2015 WLL.

For permanent structural connections, refer to Reid Cast in Anchoring Solutions Design Manual for Strength Limit State capacities.

^ Where shear loads are parallel to or away from an edge and where the minimum dimensions are adhered to.

Figure 3: Minimum edge and spacing distances

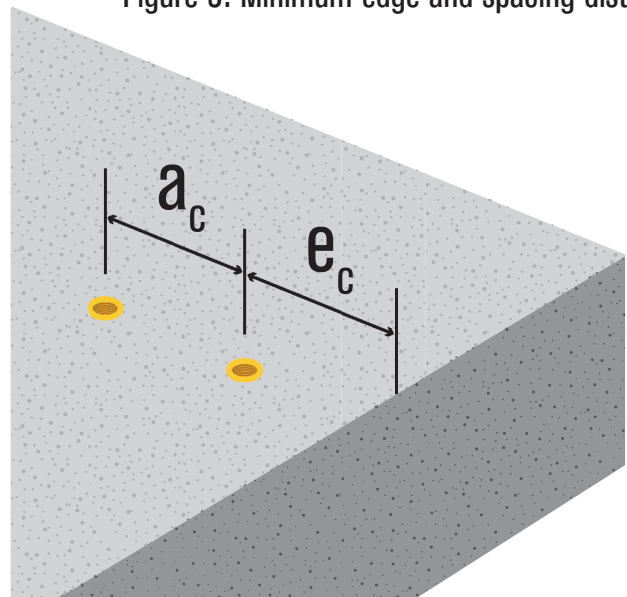


Table 4 : Engineering Properties

Ferrule size, d_b	Stress area threaded section, A_s (mm ²)	Carbon Steel		Stainless Steel		Section modulus, Z (mm ³)
		Yield strength, f_y (MPa)	UTS, f_u (MPa)	Yield Strength, f_y (MPa)	UTS, f_u (MPa)	
M10	71.2	400	500	450	700	190.0
M12	88.3	400	500	450	700	334.5
M16	158.0	400	500	450	600	692.8
M20	242.0	400	500	450	600	1034.0
M24	365.0	400	500	-	-	2066.0

Table 5: Description and Part Numbers

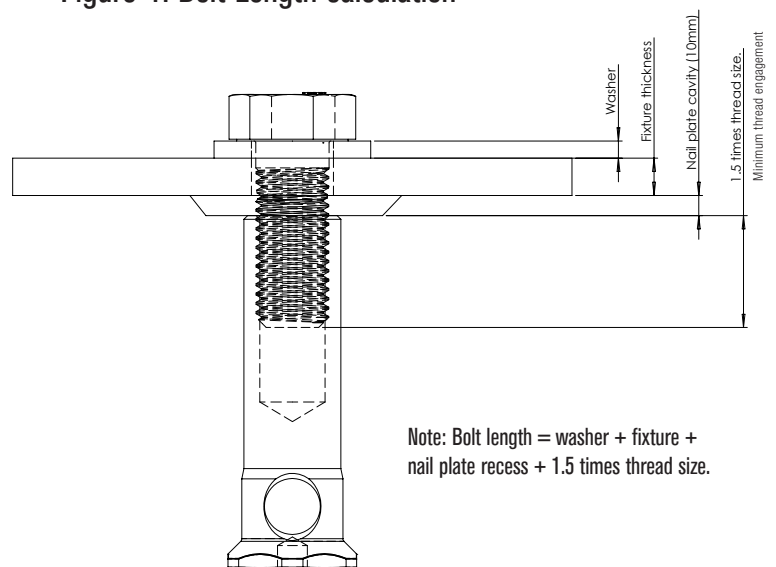
Ferrule size, db	Ferrule OD (mm)	Ferrule length, L (mm)	Effective depth, h (mm)	Thread length, Lt (mm)	Cross hole to suit	Part No.		
						Zn	Gal	316SS
M10	16	45	41	20	R8	FE10045	-	FE10045SS
M12	17	55	51	25	N12	FE12055	FE12055GH	FE12055SS
		95	91			FE12095	FE12095GH	-
M16	22	70	66	32	N12	FE16070	FE16070GH	FE16070SS
		95	91			FE16095	FE16095GH	-
M20	26	70	66	35	N12	FE20070	FE20070GH	-
		95	91	38		FE20095	FE20095GH	FE20095SS
M24	32	95	91	20	N12	FE24095	FE24095GH	-

To reflect the progress of the industry and the new innovative uses of precast and tilt-up construction, Australian Standard AS 3850 was updated in 2015. This update included a change in title to AS 3850:2015 Prefabricated Concrete Elements, a widened scope to include all prefabricated elements in Building Construction and splitting of the document into two parts:

- Part 1, called 'General requirements' details the new performance and testing requirements for suppliers of componentry into the industry. These new requirements are significantly different to AS 3850:2003 and should enable the industry to have greater confidence in the products that they are specifying and using;
- Part 2, called 'Building construction', aligns with the 2008 National Code of Practice for Precast, Tilt-Up and Concrete Elements in Building Construction and focuses on the interrelation of the various stages of manufacture, construction, transport and erection. It is specifically for the construction design and documentation of prefabricated concrete elements in building construction and provides guidance for the Erection Designer and highlights the importance of the Erection Design and Documentation.

The new AS 3850:2015 is central for the safe, efficient and cost-effective manufacture, construction, transport and erection of prefabricated concrete elements.

Figure 4: Bolt Length calculation



All Reid™ branded products and all products manufactured at our Melbourne manufacturing facility are designed, manufactured, tested and supplied in compliance with our Quality Management System which has been independently audited and certified by SAI Global to ISO 9001:2015. ramsetreid™ undertake strict quality control processes to ensure performance specifications and metallurgical properties are maintained.

* ramsetreid™ are currently in discussions with Australian Standards and the BD-066 committee regarding the wording of Clause A5.3 and the associated cost implications to the Precast industry. ramsetreid™ manage production validation in compliance with our ISO 9001:2015 quality management system. It is expected that Clause A5.3 will be reviewed in 2016 by the BD-066 committee.

Customer Service Centre 1300 780 250 www.ramsetreid.com

ramsetreid™ 1 Ramset Drive, Chirmside Park 3116

In the interests of product improvement, ramsetreid™ reserves the right to alter product specifications as required. Information included in this compliance document is correct at time of printing. It is the responsibility of the user to ensure product selected is appropriate for its intended use. For further technical information go to www.ramsetreid.com or contact ramsetreid™ on the numbers indicated. ITW Australia Pty. Ltd. ABN 63 004 235 063 trading as ramsetreid™ © Copyright 2017™ Trademarks of Cetram Pty. Ltd. used under license by ramsetreid™

